

# Gazette

## Evening Star Quilt Guild

of Birmingham-North Shelby County December 2017

### December Program by Beverly Williamson

How much did we all enjoy the trunk show by Virginia Baker and Barbara Sanders, the “Strips and Strings” ladies! Their creativity and quilts were over the top awesome!

At our December meeting we will have our annual pot luck dinner. Don’t forget to bring your favorite dish to share.

We encourage you to participate in our “Pack a Purse” project!! If you could pack a purse with gifts for a lady such as gloves, scarf, chapstick, lipstick, lotion, hairbrushes, combs, perhaps some matching costume jewelry like a necklace and bracelet; we will present these gifts to ladies at these shelters for Christmas.

ALSO – we will be collecting non-perishable items for the Love-Lady and Pathway Centers. This would include boxed food items and canned goods. They can also always use toiletries such as toothpaste, toothbrushes, soaps, deodorant, hairspray, shampoo, etc.



Don’t forget to bring your ‘sew along’ block that was introduced at the November meeting for the month of December. You should have completed either the Christmas Ornament block or the Snowman block. I will also show you next month’s sew along pattern that will be due to bring in to the January meeting. See page 6 of this newsletter for the instructions for the January block—the beautiful Red Cardinal!

Anyone completing all 12 months’ patterns will be entered into a drawing for a door prize at the end of the year.

### President’s Notes by Joan Smith

WOW!! Can you believe it’s December already?! Where has the year gone!

We have had so many good programs and workshops, I can hardly wait to see what is in store for us in the New Year. I want to take this time to wish everyone a very happy Holiday season and a prosperous New Year.

May your seams be straight and your results be spectacular!!

Happy Quilting,

Joan Smith



## Special Events - by Shirley Hamilton

Are you ready for some great classes? We have some fabulous opportunities lined up for the coming months!

### Featherweight Maintenance Class

**Instructor:** Gwen Cox

**Date:** Saturday, December 9

**Times:** Two classes - 9:30 am – 11:30 or Noon – 2:00 pm

**Location:** To be held during Sit 'n Sew at Valley Christian Church

**Class Size:** 15 maximum per class. Must register. **FULL!**


**Cost:** \$15 – checks made out to Evening Star Quilt Guild

- ◆ \$10 for the instructor, Gwen Cox
- ◆ \$5 facility contribution to Valley Christian Church
- ◆ If you are attending Sit 'n Sew the rest of the day, you only pay the \$5 once.

#### Q&A:

**Can I bring my 301?** NO. Many of you have asked whether this class would also cover the Singer 301 models. NO! The only similarity is that they use the same bobbin and bobbin case. That is a separate class, to be held at a later date.

**Will Gwen help me fix my machine?** NO. Gwen will **not** be fixing/repairing your machine for you – she is going to encourage us to tackle our own machines with confidence, leading us step by step on how to keep our babies humming along like the design marvels they are. Roll up your sleeves and be prepared to get dirty – this is a hands-on class.



**Can I bring my new, plastic Featherweight that was recently released?** NO. This class is only for the vintage Featherweights produced through the 1969. Do not bring other machines to this class.

#### Supply List:

- ◆ Your machine, cord/pedal, and accessories
- ◆ Needle, thread and scraps to test stitches
- ◆ Large and small flat blade screwdrivers
- ◆ Flashlight
- ◆ Apron or old shirt – this is messy!
- ◆ Sewing machine oil and lubricant
- ◆ Old towel that you don't mind getting greasy
- ◆ Pipe cleaners or chenille stems, if you have them
- ◆ Q-tips
- ◆ Rubbing alcohol



**Special Events - continued** Next, ESQG welcomes **Winnie Fleming** to our guild on January 4 for the Thursday night program “Borders Bonanza” followed by “Borders Galore” workshop on Friday, January 5 and “Lone Star Table Runner” on Saturday, January 6. Registration is open and payment should be made by December 15. **Members register for \$35 and non-members for \$45. To register, contact Shirley Hamilton at [eveningstarquiltguild@gmail.com](mailto:eveningstarquiltguild@gmail.com).** There is lots of prep work ahead of these workshops – be sure to read your confirmation emails!



Then, **Flavin Glover** will share her exciting approach to log cabin quilts at the March 1 guild meeting, followed by two days of workshops. Registration will begin this winter.



And in October 2018, **Karen Kay Buckley** will visit for our guild presentation and three days of workshops in partnership with the Birmingham Quilters Guild - mark your calendars for October 4-7. Registrations begin next summer.



**Susan Cleveland** visits our guild in October 2019, so stay tuned for more information!

Additionally, we will continue to offer Friday Night Drive-In and other exciting opportunities to learn new techniques, improve skills, and share our love of quilting!



**Friday Night Drive-In:** The November 10 Friday Night Drive-In included a special focus on **Project Linus**. As part of the night's lesson, we provided fabric and demonstrated multiple ways to construct the selected mystery quilt block, the drunkard's path, in two sizes. Although many attendees admitted they were afraid of sewing curves, had never tried, or had given up in despair, the group eagerly tackled the project and there were an incredible number of blocks made. Those demo blocks have been assembled into at least three quilts, with more to come, to donate to Project Linus. Thanks to all who participated, and to **Marty Mansfield** for taking home and completing the rest of the unfinished blocks, and to **Ellen Anson** for assembling and quilting three quilts so far!



**Strips 'n Strings Workshops: A Quilts of Valor Success Story!**

Many guild members attended the Strips 'n Strings classes in early November, and a large number of students took advantage of the fabric kits provided by the guild to make patriotic blocks during the classes. These blocks will be assembled



into quilts for Quilts of Valor, and presented to area military personnel at a future date. Thanks to those who donated patriotic fabric, especially **Elaine Rasco**, and to all those who made blocks for the QOV effort. But not all blocks followed this theme - there were some stunning blocks made in different colorways, too. These workshops were offered free (kit fee was extra) to paid members as part of our teaching/educational mission.





## ESQG 2017 Challenge *from Ann Allen*

The time has come for the big reveal of all the items you have created for this years Holiday Challenge! I hope you enjoyed the search for just the right coordinating fabric and the best pattern idea to meet your needs.

Please bring your creation along with any items you can use to help display it. We will be using the 'clothes line' and a table for display. Any larger items will be using the cork wall strips using pins to attach.



Please arrive a little early so we can get the displays set up in time for the meeting and viewers to see and vote before the dinner begins.

## Christmas Dinner for December Meeting



Salads	Meats	Vegetables	Drinks	Deserts
Larry Cartwright	Kay Park	Linda Stutzman	Catherine Adams	Rickie Deaver
Arlene Harman	Ann Fronzuto	Marty Mansfield	Cynthia Brown	Claudia Weber
Janet Mikes	Vicki Moore	Melissa Martin	Stephanie Hobbs	Diane Savela
Sandi Strenkauski	Clydene Dyer	Linda Reining	Beverly Williamson	Melinda Blair
Judy Shields	JoEllen Johnson	Kathryn Jackson	Mary Berry	Terry Bell
Doris Coley	Joan Smith	Susan Mathews	Beverly Duluith	Shirley Willis
		Beverly Williamson		Ella Thomas
		Joye Smith		Linda Fenty
Ice	Napkins	Forks/Spoons/Knives		Carol Huffman
Lisa Rigsby	Charoltte Lange	Patti Jordan		

**Thanks to these venues that allow Evening Star Quilt Guild to hold meetings and sewing events in their facilities:**

**North Shelby Library  
5521 Cahaba Valley Rd  
Birmingham, AL 35242**



**Valley Christian Church  
2600 Cherokee Place  
Birmingham, AL 35216**




## From the Library: *by Linda Stutzman*

The Splendid Sampler by Pat Sloan & Jane Davidson

"*The Splendid Sampler* by Pat Sloan and Jane Davidson has loads of interesting quilt blocks and a great back story. For one year, over 23,000 quilters from around the globe participated in the Splendid Sampler Quilt-Along on Facebook, sharing quilt blocks, stories, and camaraderie. The goal was to bring the whole world together to quilt and share the joys of a quilting life. The result was *The Splendid Sampler* with its one hundred blocks from eighty-three designers from around the world. There are blocks featuring piecing, appliqué, paper-piecing, and embroidery. Instructions are given, often with alternate colorways, for each block. Full-size patterns are provided as well as a gallery of sampler quilts featuring blocks made by the members – the Splendids. There are online resources for bonus blocks, tutorials, and settings for sampler quilts."

Ann - Connecting Threads review



## Minutes of the November 2, 2017 Guild Meeting *from Ellen Anson*

The meeting was called to order at 6:57 by President, Joan Smith. Beverly Williamson and Bitsey Rodgers presented a Quilt of Valor to Kenneth Larry Vox, an Army Veteran who was awarded the Purple Heart in addition to many other medals and citations. This is the 18<sup>th</sup> quilt awarded this year by ESQG.

The minutes from the October meeting were published in the newsletter. There were no corrections or additions to the minutes. A motion to approve the minutes as published was made by Bitsey Rodgers and seconded by Larry Cartwright.

Treasurer's report: Motion to approve was made by Shirley Willis and seconded by Claire Hallman.

There was no report from Director, Larry Cartwright.

Shirley Hamilton, VP of Special Programs, announced that the Strips and Strings classes will be held tomorrow and there are a few spots available in both classes. Those signed up are asked to arrive 45 minutes early to set up. Fabric will be provided if making a QOV block. Cutting instructions were sent out for those using their own fabric. Class is free but there is a kit fee plus donation to the church. Shirley announced that there is one donated spot available in the workshop and see her if interested. Friday Night Drive In for Nov. 10<sup>th</sup> has 30 signed up with space available for more. Those participating will learn how to make a block 4 different ways in two different sizes. Fabric will be provided to make Project Linus blocks to turn in. Participants may bring their own fabric to sew after donated blocks are made. The featherweight maintenance class will be held at the December Sit and Sew. The charge is \$5.00. Registrations for the borders class by Winnie Fleming will begin next week after board sets price.

Beverly Williamson, VP of Programs, showed her November acorn block and the two December blocks, Christmas ornament and snowman. The annual Christmas dinner as well as the challenge reveal will be at the December meeting. A sign up sheet was passed around. Beverly asked that members "pack a purse" for ladies homes donations. Buy a purse and pack with personal items such as scarf, gloves, etc. Non-perishable food items and toiletries will also be collected.

Linda Stuzman, library, had no report.

Sit and Sew chair, Janet Mikes, announced that the next event will be November 11<sup>th</sup> 9-3 the day after Friday Night- Drive-In. Fee is \$5.00 and is at Valley Christian Church.

ME Spencer is taking registrations and money for the New Years Bash.

Bitsey Rodgers, Project Linus chair, reported that 4 quilts were donated tonight. There will be a drawing next month for those turning in quilts over the last few months.

Becky Hanks has collected 5 sets of friendship blocks for members who have lost a loved one in recent months. Blocks can still be turned in. They will be given out next month.

Newsletter, Beverly Williams, had no report.

Membership chair, Laurie Smith reported that there were 65 members, and 1 new visitor present, Door prizes were drawn for.

There was no new or old business.

After show and tell, Beverly Williamson introduced sisters, Barbara and Virginia, from Strips and Strings, who presented a program about foundation piecing string quilts and showing a number of the quilts featured in their book.

There being no further business, the meeting was adjourned at 8:10.

Respectfully Submitted, Ellen Anson



## New Year's Bash: *from Shelby Looney*

Thanksgiving is behind us, so now we look ahead to Christmas, and then the New Year's BASH!

Those of us who have attended this event look forward to it because we have so much fun being with our friends, sewing, learning new things, eating good food, and sharing our talents, etc.

At our next meeting I will ask for those of you who can, to sign up to bring a crockpot of soup, stew, or whatever you would like to bring!

Please use the next few weeks to plan your projects, gather up your supplies, and be ready to arrive early and stay late! Once again, the hours are Thursday, 8:00 to 9:00, Friday, 8:00 to 9:00, but on Saturday they are 8:00 to 7:00 (SEVEN). We close up early because WE must clean up the church before leaving!

See you at the December meeting! Shelby

### General Information:

- ◆ **Board Meeting:** Meets on the 2nd Thursday of the Month at 6:30pm at the home of Ellen Anson. All members welcome.
- ◆ **Do you want to put an ad in the Newsletter?** Ads are only \$5 and reach all of our members and is posted on our website. Give payment to Beverly Williamson. Checks made payable to ESQG and yearly ads run from August to July. For additional info send email to [eveningstarquiltguild@gmail.com](mailto:eveningstarquiltguild@gmail.com)
- ◆ **January Newsletter Deadline:** December 27, 2017.
- ◆ **General Meetings** take place on the first Thursday of the month at Shelby Library. Mingle with members at 6:30, meeting to start promptly at 7:00. Guests are always welcomed!
- ◆ **Sit & Sew:** Join us for informal sewing at the Valley Christian Church, 2600 Cherokee Place, from 9:00 am to 3:00 pm on the 2<sup>nd</sup> Saturday of the month. \$5 donation to attend, bring your lunch or there are restaurants in the area. BYOP (bring your own projects!!!!)
- ◆ **Newsletter Distribution:** Are you not receiving our newsletter? Please send an email to [eveningstarquiltguild@gmail.com](mailto:eveningstarquiltguild@gmail.com). It is a good idea to add this email address to your email contacts to avoid it being marked as spam. We want you to receive all Guild communication!



# Evening Star Quilt Guild

## Quilt of Valor Request

*Quilting to Honor & Comfort Those Touched by War*



Requester: \_\_\_\_\_

Date Requested: \_\_\_\_\_

Recipient: \_\_\_\_\_

Branch of Service: \_\_\_\_\_

Date of Service: \_\_\_\_\_

Comments (50 words or less):

---

Date Awarded: \_\_\_\_\_

Presented by: \_\_\_\_\_

### General Information:

- ◆ **Board Meeting:** Meets on the 2nd Thursday of the Month at 6:30pm at the home of Ellen Anson. All members welcome.
- ◆ **Do you want to put an ad in the Newsletter?** Ads are only \$5 and reach all of our members and is posted on our website. Give payment to Beverly Williamson. Checks made payable to ESQG and yearly ads run from August to July. For additional info send email to [eveningstarquiltguild@gmail.com](mailto:eveningstarquiltguild@gmail.com)
- ◆ **January Newsletter Deadline:** December 27, 2017.
- ◆ **General Meetings** take place on the first Thursday of the month at Shelby Library. Mingle with members at 6:30, meeting to start promptly at 7:00. Guests are always welcomed!
- ◆ **Sit & Sew:** Join us for informal sewing at the Valley Christian Church, 2600 Cherokee Place, from 9:00 am to 3:00 pm on the 2<sup>nd</sup> Saturday of the month. \$5 donation to attend, bring your lunch or there are restaurants in the area. BYOP (bring your own projects!!!!)
- ◆ **Newsletter Distribution:** Are you not receiving our newsletter? Please send an email to [eveningstarquiltguild@gmail.com](mailto:eveningstarquiltguild@gmail.com). It is a good idea to add this email address to your email contacts to avoid it being marked as spam. We want you to receive all Guild communication!



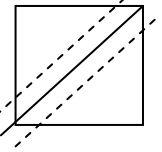
Background fabric: 24 – 2 ½' squares and 8 – 3' squares  
 Cardinal Body Red fabric: 6 – 2 ½" squares and 4 – 3" squares  
 (will make 2 blocks each with 1 leftover)  
 Cardinal Face Black fabric: 1 – 2 ½" square  
 Cardinal Beak Orange fabric: 1 – 2 ½" square  
 Leaves: 4 – 3" squares (will make 2 blocks each with 1 leftover)



Cardinal Body: sew four 3" red squares right sides together to four 3" background squares, drawing a line down the center from corner to corner and then sewing ¼" on each side of the drawn line and then cut apart on the drawn line and press open.

Sew Line

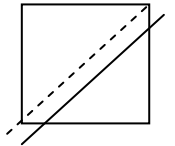
Cut Line



In this same way, sew four 3" leaf fabrics to four 3" background fabrics for the leaves.

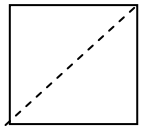
Cardinal Face: Sew a 2 ½" red fabric to a 2 ½" black fabric right sides together drawing a line from one corner to the other and SEW ON THE LINE and then cut ¼" to one side, press open the remaining side. Sew Line

Cut Line



In this same way, sew one 2 ½" orange fabric to a 2 ½" background fabric for the beak.

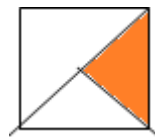
Now sew your two-toned (red and black) 2 ½" face square to a red 2 ½" square drawing and sewing on a line drawn down the center from corner to corner. In the same way, sew the two-toned (orange and background) 2 ½" fabric to a 2 ½" background fabric.



\*\*\*\*\*BEFORE YOU CUT THESE LAST TWO BLOCKS --- BE SURE you have the black fabric and the orange fabric in the correct position for placement or they will be upside down! So, when you open and look at the face block, the black portion should look like this:  
 Then cut away the other side.



And the beak block opened should look like this:  
 And cut away the other side.



Sew blocks together in horizontal rows according to the picture.